

## Project Highlights

1. D.T.C.P. approved layout.
2. Designed as per vastu.
3. Main Gate with Arch.
4. 40' & 33' Blacktop Roads.
5. Underground Drainage.
6. Overhead Water Tank.
7. Electric Poles & Street Lights.
8. Children's Play Area.
9. Beautiful Landscaped Garden.
10. Avenue Plantation.

## Location Highlights

1. Very fast booming place - Hyderabad to Amaravathi 4 Track Road (NH-7).
2. Sagar Highway to Pharma City 100 Feet Connecting Road.
3. Very near to Amazon 7200 Cr. Project.
4. World famous Pharma City 19,330 Acres.
5. Close to Tata Aerospace & TCS.
6. NSG Command Actopus - 200 Acres BDL Township.
7. Just 30 mins. drive from Rajiv Gandhi International Airport.
8. Only 30 mins. drive from L.B. Nagar Metro Station.
9. 15 mins. drive from Nehru O.R.R.
10. Very near to FAB City, Wonder La & Prestigious Regional Ring Road.

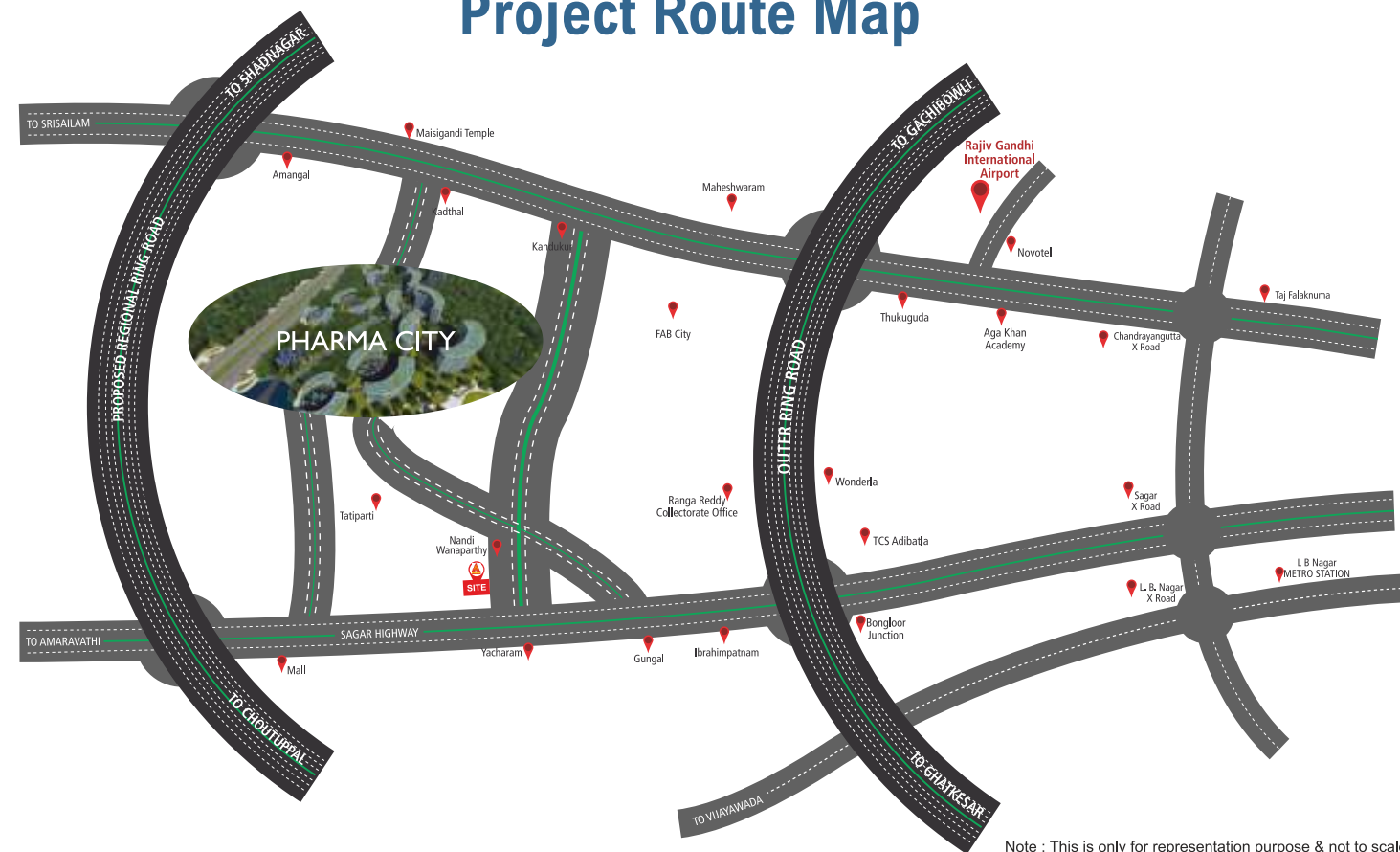


@ Pharma City  
Yacharam, R.R. Dist.  
TLP No. 96/2020/H

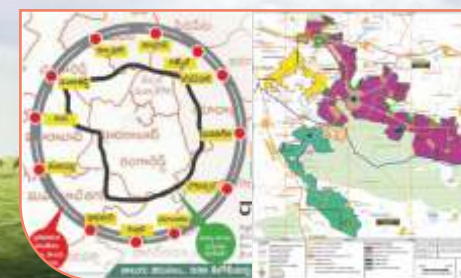


"The Best Investment on Earth is Earth"

## Project Route Map



Note : This is only for representation purpose & not to scale.



# 4-9-212, Supervisors Colony, Near R.T.C. Bus Stand,  
Hayathnagar, Hyderabad, Telangana -70

info@aahlaadatownships.com  
www.aahlaadatownship.com

A prestigious project by **Marvel Infratech**





**AREA STATEMENT :-**


LAYOUT AREA	AC 14.087 CENTS	68181.08 SYDS
SITE RESERVED FOR OPEN SPACE (PARK) (10 %)	AC 1.40 CENTS	6776.00 SYDS
ROADS AREA (31.58 %)	AC 4.45 CENTS	21538.00 SYDS
PLOTTED AREA (58.42 %)	AC 8.237 CENTS	39867.08 SYDS
MORTGAGE AREA (15.06 %)	AC 1.241 CENTS	6006.44 SYDS
ON PLOTTED AREA (FROM PLOT NO 40 TO 50 AND 61 TO 76)		
NO. OF PLOTS	182	

**REFERENCE**

- LAYOUT BOUNDARY
- EXISTING ROADS
- PROPOSED ROADS
- MORTGAGE PLOTS
- REGULAR PLOTS
- CORNER PLOTS

**PROPOSED RESIDENTIAL PLOTS  
IN SY. NOS. 95/P, 102/P, 103/P & 104/P AT MALKIZGUDA G.P.,  
YACHARAM MANDAL, RANGAREDDY DISTRICT**

SCALE - 100 FEET TO AN INCH



TO SAGAR HIGHWAY  
TO NAKKERTHA MEDIPALLY  
EXISTING 100'-0" WIDE ROAD  
9 M BUFFER ZONE  
10 M NALA  
9 M BUFFER ZONE  
33'-5"  
9 M BUFFER ZONE

501'  
501'  
297'-2'  
208'-5'  
101'-7'  
36'332'-7'  
18'-9'136'-2'  
71'-9'10'-2'56'472'-1'138'-10'49'-5'48'370 Sq. Yds

